



## ToL- The Reveller

Visual Services Equipment Schedule  
313293-HAH-XX-XX-L-E-06001

July 2025






## Document Revision Control






Revisions	Date	Reason for Issue	By	Approved
FI	22.05.25	Stage 4 WIP Issue	JR	AJ
P01	13.06.25	Stage 4B Issue	JR	AJ
P02	18.07.25	Stage 4B Update	JR	AJ
P03	29.10.25	Draft Tender Issue	JR	AJ







## **GENERAL SPECIFICATION NOTES**



1. The contractor shall supply a fully compliant tender submission based on all of the equipment and specialist contractors noted within this schedule. Any non-compliant offers will not be considered.
2. Should the Contractor wish to propose an alternative specialist or manufacturer, written approval must be gained from the Engineer during the tendering period. No alternatives will be accepted thereafter.
3. Contractor to allow for samples of all equipment.
4. This schedule should be read in conjunction with the project specification and drawings.

## 1. Electrical Systems Equipment





Item / System	Brief Description	Manufacturer / Model	Location	Dimensions	Finish	Icon	Image
13A Twin Switched Socket Outlet	Socket outlets for various uses throughout the building. Equipment finishes are to be confirmed by the interior designer.	Wandsworth Penthouse collection, to be confirmed by architect. Arches 3-10 in metalclad MK, please refer to layout.	At locations as shown on small power layouts	TBC	White-flush	2 	
13A Single Switched Socket Outlet	Socket outlets for various uses throughout the building. Equipment finishes are to be confirmed by the interior designer.	Wandsworth Penthouse collection, to be confirmed by architect.	At locations as shown on small power layouts	TBC	White-flush		
IP Rated Socket Outlet	External sockets for general use, if required.	MK IP Rated Socket Outlet	At locations as shown on small power layouts	184 x 164 x 92 mm	As manufacturers specification	IP 	

Switched / Unswitched Fused Connection Units	Isolating power supplies for equipment such as towel rails, and electric underfloor heating. Typically located within the local joinery. Equipment finishes are to be confirmed by the interior designer.	MK Fused Connection Units	At locations as shown on small power layouts	85 x 85 x 1 mm	As manufacturers specification		
Grid Switch	Typically found just in the kitchen to group the switches for multiple appliances. Equipment finishes are to be confirmed by the interior designer.	Wandsworth Penthouse White-flush on display, MK metalclad out of view. Wandsworth Penthouse collection, to be confirmed by architect.	At locations as shown on small power layouts	TBC	As manufacturers specification		
Data Point	Dual ethernet data point. Equipment finishes are to be confirmed by the interior designer.	Wandsworth Penthouse White-flush on display, MK metalclad out of view. Wandsworth Penthouse collection, to be confirmed by architect.	At locations as shown on small power layouts	TBC	As manufacturers specification		







WiFi Point	Wi-fi Access Points	Meraki	At locations as indicated by the IT consultant following Wi-fi survey, positions shown on data layouts for guidance only. HRP IT team to confirm.	TBC	As manufacturers specification	WIFI 	
Three Phase Isolator	Three phase 400V isolator, typically mounted next to the equipment. Equipment finishes are to be confirmed by the interior designer.	Eaton	At locations as shown on small power layouts	105 x 150 x 82 mm	As manufacturers specification		
Single Phase Isolator	Three phase 230V isolator, typically mounted next to the equipment. Equipment finishes are to be confirmed by the interior designer.	Eaton	At locations as shown on small power layouts	136 x 125 x 84 mm	As manufacturers specification		





Commando Socket	Typically used to supply AV Racks and equipment. Equipment finishes are to be confirmed by the interior designer.	MK / Deta Commando Sockets	At locations as shown on small power layouts	60 x 75 mm	As manufacturers specification		
-----------------	---	----------------------------	--	------------	--------------------------------	---	---



## 2. Security Services Equipment

Item / System	Brief Description	Manufacturer / Model	Location	Dimensions	Finish	Icon	Image
PIR Sensor	Equipment finishes are to be confirmed by the interior designer and the security/AV consultant.	Typical: Honeywell DUAL TEC® DT8320 Motion Sensor. TBC by the specialist	At locations as indicated on the security drawings	TBC	As manufacturers specification		
Door / Window Contact	Equipment finishes are to be confirmed by the interior designer and the security/AV consultant.	TBC by the specialist	At locations as indicated on the security drawings	48 x 78 x 34 mm	As manufacturers specification		













CCTV cameras	CCTV cameras for surveillance and security.	Avigilon or equal and approved	At locations as indicated on the security drawings	75 mm x 75 mm x 63 mm for surface mount option, pendant and in-ceiling options available.	As manufacturers specification		
Security Keypad	Security keypad for arming and disarming. Located at entrances and exits. Equipment finishes are to be confirmed by the interior designer and the security/AV consultant.	Honeywell Galaxy MK8, TBC by the specialist.	At locations as indicated on the security drawings	160 x 126 x 30 mm	As manufacturers specification		
Access Control Card Reader	A card reader provides authentication for user intending to access a restricted space.	Avigilon Mullion Smart Reader or equal and approved.  EXTERNAL READERS BLACK FINISH, INTERNAL READERS WHITE FINISH (ALL FINISHES TBC BY ARCHITECT)	At locations as indicated on the security drawings	120 x 45 x 22 mm	As manufacturers specification		




Press to Exit Button	Provides egress from a restricted space.	TBC by specialist.	At locations as indicated on the security drawings	85.5 x 85.5 mm	As manufacturers specification	PTE	
Access Control Emergency Break Glass with protective cover.	Allows a user to disengage the access control in an emergency.	TBC by specialist.	At locations as indicated on the security drawings	58mm (Depth) 91mm (Height) 89mm (Width)	As manufacturers specification		
Maglock	A mag lock is an electrically powered lock that uses a magnetic field to keep a door closed.	TBC by specialist.	At locations as indicated on the security drawings	130mm x 31mm x 11mm	As manufacturers specification	ML	

Door Entry Intercom	Intercom that provides access from external to an internal secure space- either through user self-authentication or authentication provided by an internal occupant.	Fermax or equal and approved.	At locations as indicated on the security drawings, architects to confirm final finishes.	410mm x 159mm x 49mm	As manufacturers specification	DEI	
Intercom Handset	Internal receiver for communication to the external Door Entry Intercom with release facility.	Fermax or equal and approved.	At locations as indicated on the security drawings	211mm x 211mm x 60mm	As manufacturers specification	IC	

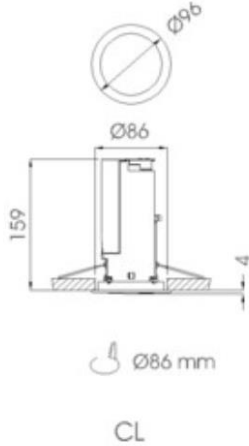

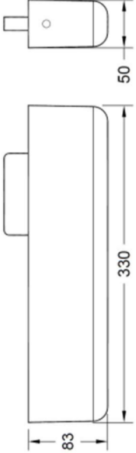

### 3. Fire Detection/Emergency Services Equipment

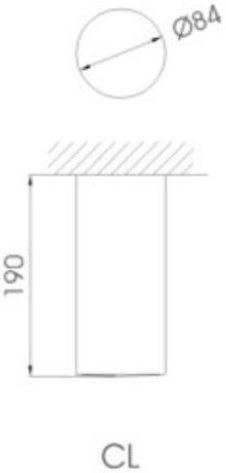

Item / System	Brief Description	Manufacturer / Model	Location	Dimensions	Finish	Icon	Image
Surface Mounted Smoke Detector w/ Sounder Base	Standard smoke detector with sounder base.	Apollo / Soteria Heat Detector	At locations as shown on fire layouts	Average: 120mm diameter with 50mm depth	As manufacturers specification		
Surface Mounted Heat Detector w/ Sounder Base	Standard heat detector with sounder base. Heat Detector features two heat sensors located laterally to ensure accurate heat detection in all orientations.	Apollo / Soteria Heat Detector	At locations as shown on fire layouts	Average: 120mm diameter with 50mm depth	As manufacturers specification		
Surface Mounted Visual Indicator	The Loop-Powered Visual Indicator is a local-area visual indicator designed for indoor use. The Visual Indicator has been developed as a supplement to sounders for use in situations where there is a risk that sounders will not be heard.	Apollo / Loop Powered Visual Indicator	At locations as shown on fire layouts	38mm (Depth) 115mm (Diameter) 140g (Weight)	As manufacturers specification		

Surface Mounted Visual Indicator	A void smoke detector is a specialized type of smoke detector designed for use in concealed spaces like those found above suspended ceilings or beneath raised floors. These devices are crucial for early fire detection in these hard-to-access areas.	Apollo / Loop Void detector	At locations as shown on fire layouts	20mm (Depth) 80mm (Diameter)	As manufacturers specification	SV VDI	
Manual call point with integrated protective cover	A manual call point allows a user to activate the fire alarm in an emergency.	Apollo	At locations as shown on fire layouts	58mm (Depth) 91mm (Height) 89mm (Width)	As manufacturers specification		
Fire Alarm Interface	The Intelligent Input/Output Unit provides supervision of one or more normally open contacts connected to a single pair of cables and a set of changeover relay output contacts.	Apollo	At locations as shown on fire layouts	58mm (Depth) 91mm (Height) 89mm (Width)	As manufacturers specification	FAI	

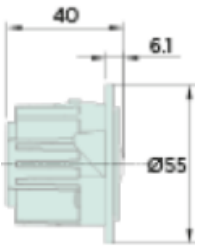
Repeater Fire Alarm Panel	TouchControl is a 10", high-resolution touch screen Remote Control Terminal with active maps and zone plans. It is a fire panel and network node in its own right and works on Advanced's standard and fault tolerant networks. It is compatible with our MxPro and Axis EN fire panels	Advanced / Touch Control	Ground Floor Main Entrance	Standard Size: 80mm (Depth) 282mm (Width) 191mm (Height)	As manufacturers specification	FARP	
Disabled Toilet Alarm Kit	Allows a distressed person to raise an alarm in an emergency. To operate, the user pulls the cord of the ceiling/wall pull to activate a light and sounder outside the WC and on the system's Call Controller.	Caresafe or equal and approved	Disabled Toilets	As manufacturers specification	As manufacturers specification	DAC RSU ODL 	

#### 4. Emergency Lighting

Item / System	Brief Description	Manufacturer / Model	Location	Dimensions	Finish	Icon	Image
Emergency recessed spot light	Lens 3N30	Daisalux	At locations as indicated on the lighting drawings		As manufacturers specification	EMSP3	
Emergency track light	D.1858.UK21	Philip Payne	At locations as indicated on the lighting drawings		As manufacturers specification	EMT3	

Emergency recessed spot light	Lens 3N30 (AD)	Daisalux	At locations as indicated on the lighting drawings		As manufacturers specification	EMW3	
-------------------------------	----------------	----------	--	---	--------------------------------	------	---

## 5. Lighting

Item / System	Brief Description	Manufacturer / Model	Location	Dimensions	Finish	Icon	Image
Presence Detector	Activation of luminaires on detection	CP Electronics	At locations as indicated on the lighting drawings		As manufacturers specification	